



180+
Countries



8 Regional
Operation Centers

Fortune 100 Global CPG Global S&OP

Results

- ▶ Month-long process replaced with a week to review, analyze and act using exception-based management principles
- ▶ Automated reconciliation of data across organization – No need for Excel!
- ▶ Consistent and standardized Master Data across 180 countries
- ▶ Corporate memory made accessible
- ▶ A single web-based platform that enables global demand, inventory and supply visibility
- ▶ Rapid and intelligent know-how transfer among the regions

Journey with Solvoyo



Digital

- ▶ Digitized the global S&OP process and enabled access through a single web-based platform
- ▶ Standardized master data Management, ensuring consistency and quality are maintained over time
- ▶ Maintained corporate memory for plan updates



Intelligent

- ▶ Provided smart exception management and discrepancy alerts
- ▶ Enabled detailed drill-down and analytics capabilities for the S&OP process
- ▶ Supported new product introduction to the portfolio



Autonomous

- ▶ Automated data extraction
- ▶ Automated reconciliation of demand, inventory, production and cross-supply numbers
- ▶ Automated routine S&OP reports

Fortune 100 Global CPG

Global S&OP






Goal

- ▶ To digitize and standardize the monthly Global S&OP Reconciliation process that was manual and error prone

Issues

- ▶ Excel-based error-prone reconciliation process
- ▶ No standardization across regions
- ▶ No analytics and insights for required actions

Transformation Scope

 <p>Master Data Management</p>	 <p>Demand Consolidation</p>	 <p>Supply Consolidation</p>	 <p>Demand - Supply Collaboration</p>	 <p>Global S&OP Reporting</p>
---	--	---	--	--

